

Genus Power Infrastructures Limited

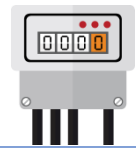


Genus
energizing lives



August
2022

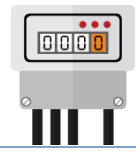
Corporate
Presentation



This presentation and the accompanying slides (the “Presentation”), by **Genus Power Infrastructures Limited** (the “Company”), have been prepared solely for information purposes and do not constitute any offer, recommendation or invitation to purchase or subscribe for any securities, and shall not form the basis or be relied on in connection with any contract or binding commitment what so ever. No offering of securities of the Company will be made except by means of a statutory offering document containing detailed information about the Company.

This Presentation has been prepared by the Company based on information and data which the Company considers reliable, but the Company makes no representation or warranty, express or implied, whatsoever, and no reliance shall be placed on, the truth, accuracy, completeness, fairness and reasonableness of the contents of this Presentation. This Presentation may not be all inclusive and may not contain all of the information that you may consider material. Any liability in respect of the contents of, or any omission from, this Presentation is expressly excluded.

Certain matters discussed in this Presentation may contain statements regarding the Company’s market opportunity and business prospects that are individually and collectively forward-looking statements. Such forward-looking statements are not guarantees of future performance and are subject to known and unknown risks, uncertainties and assumptions that are difficult to predict. These risks and uncertainties include, but are not limited to, the performance of the Indian economy and of the economies of various international markets, the performance of the industry in India and world-wide, competition, the company’s ability to successfully implement its strategy, the Company’s future levels of growth and expansion, technological implementation, changes and advancements, changes in revenue, income or cash flows, the Company’s market preferences and its exposure to market risks, as well as other risks. The Company’s actual results, levels of activity, performance or achievements could differ materially and adversely from results expressed in or implied by this Presentation. The Company assumes no obligation to update any forward-looking information contained in this Presentation. Any forward-looking statements and projections made by third parties included in this Presentation are not adopted by the Company and the Company is not responsible for such third party statements and projections.



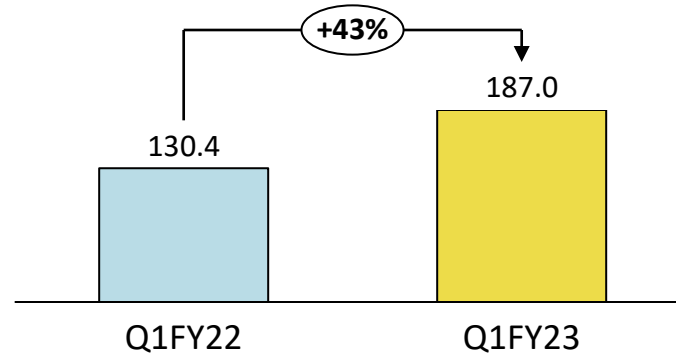
Key Highlights

Reduced capacity utilization as a result of a lack in supply of semiconductors and other essential electronic components continued to have an adverse impact on revenue growth

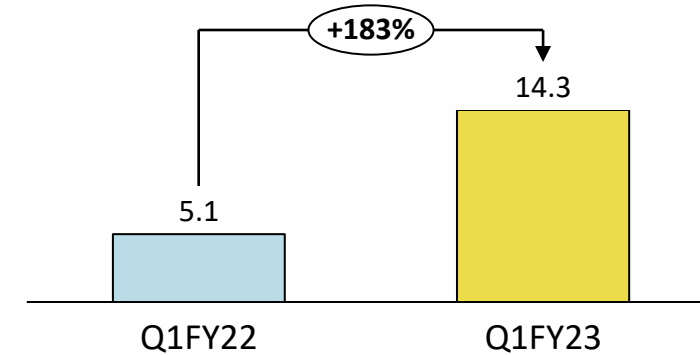
Sequentially, higher prices for raw materials and a lack of operating leverage as a result of lower capacity utilization continued to hamper operating margins

- Became the First company in Asia Pacific to supply 15 million Smart Meters
- Indigenously developed Vending Software Agrim™ accredited with STS certification

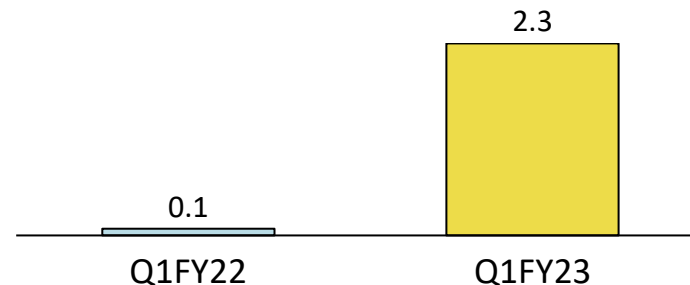
Revenue (Rs. Crores)



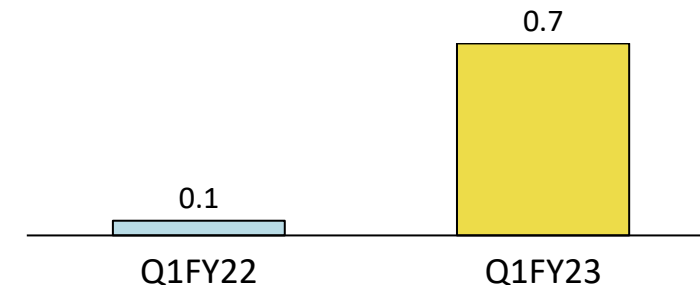
EBITDA (Rs. Crores)

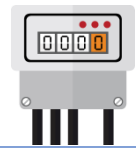


PBT (Rs. Crores)

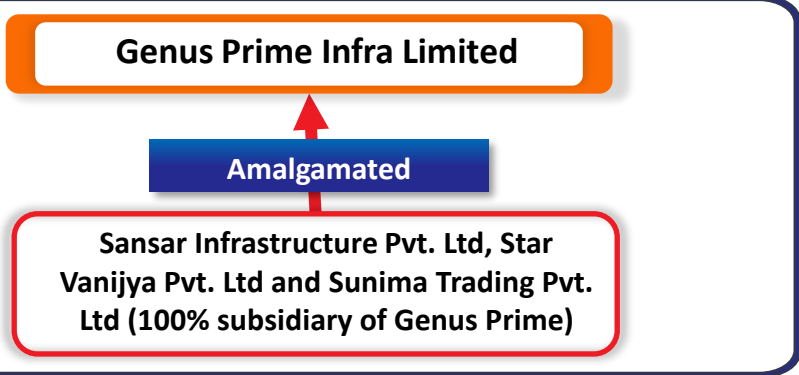


PAT (Rs. Crores)





STEP 1:
Amalgamation of subsidiary companies with Genus Prime

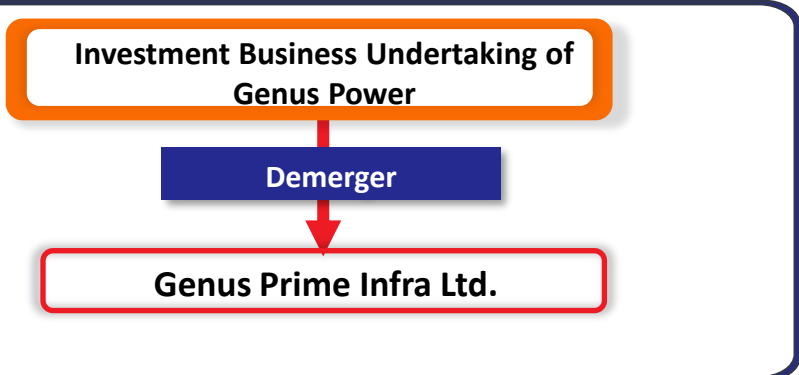


Post Amalgamation subsidiary companies will cease to exist

Genus Prime Infra Limited

- ✓ No consideration shall be paid to subsidiary companies as they are 100% owned by Genus Prime

STEP 2:
Demerger of Genus Power's investment in non-listed group entities

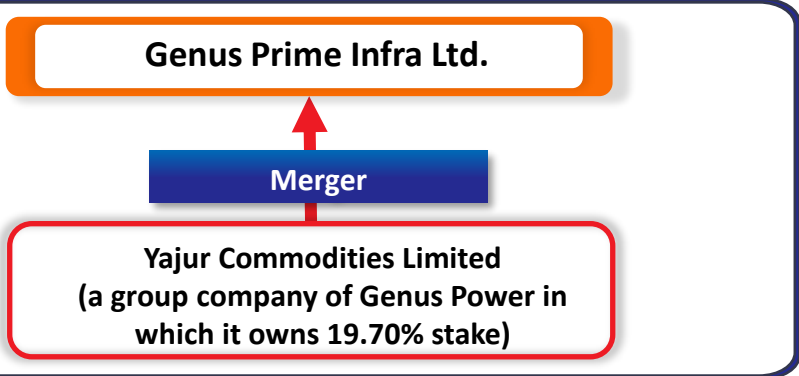


Post the scheme of Arrangement – 2 listed entities

**Genus Power
Genus Prime Infra**

- ✓ Shareholders of the Genus Power will get shares of Genus Prime Infra Limited in ratio of 6:1

STEP 3:
Merger of Yajur Commodities with Genus Prime

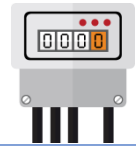


Post Merger Yajur Commodities Ltd. will cease to exist

Genus Prime Infra Limited

- ✓ Shareholders of the Yajur Commodities Limited will get shares of Genus Prime Infra Limited in ratio of 5:3

Genus Trust holding of shares of Genus Power Infrastructures Ltd. and Genus Paper Boards Ltd. along with liquid investments will continue to be part of Genus Power Infrastructures Ltd (standalone entity)



Mr. Subhash Chandra Garg

(Independent Director)

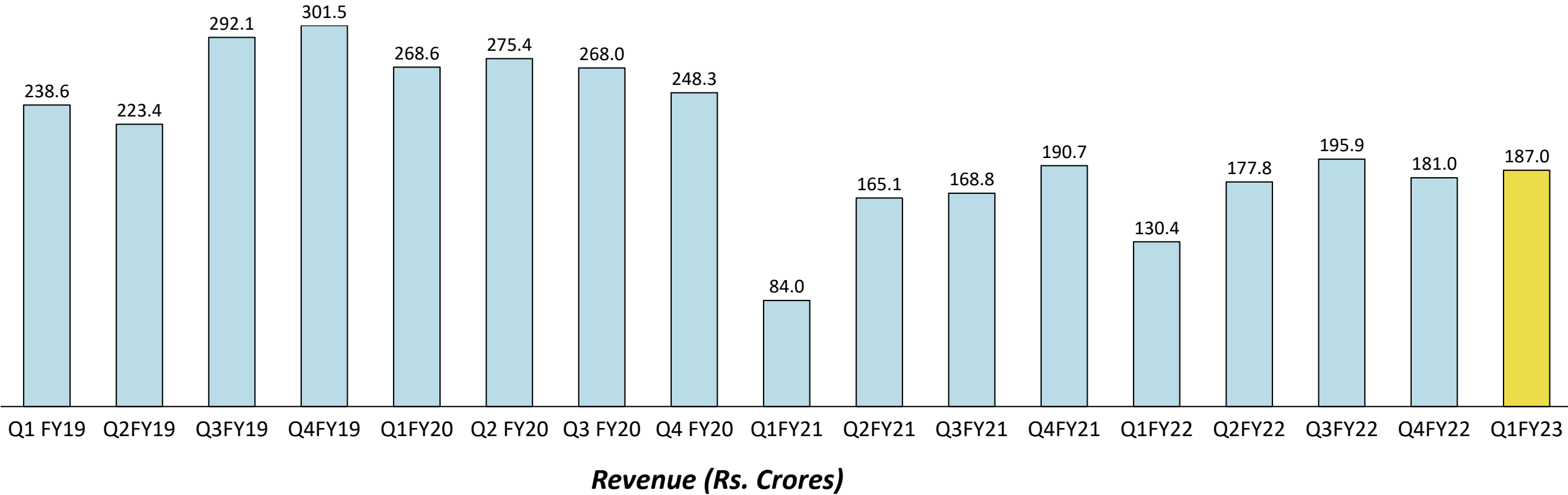
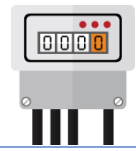
- He was an IAS officer from the 1983 batch in Rajasthan cadre. He has served as Economic Affairs Secretary (July 2017-July 2019) and Finance Secretary of India in the Ministry of Finance and as Secretary, Ministry of Power (July 2019-October 2019)
- His appointment provides an important layer of oversight which will help us further strengthen our internal controls, corporate governance and prepare for our next stage of growth
- His appointment will strengthen our board and fortify our corporate policies with a commitment to maximize value for our shareholders.

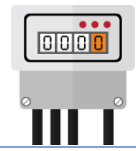


Dr. Keith Mario Torpy

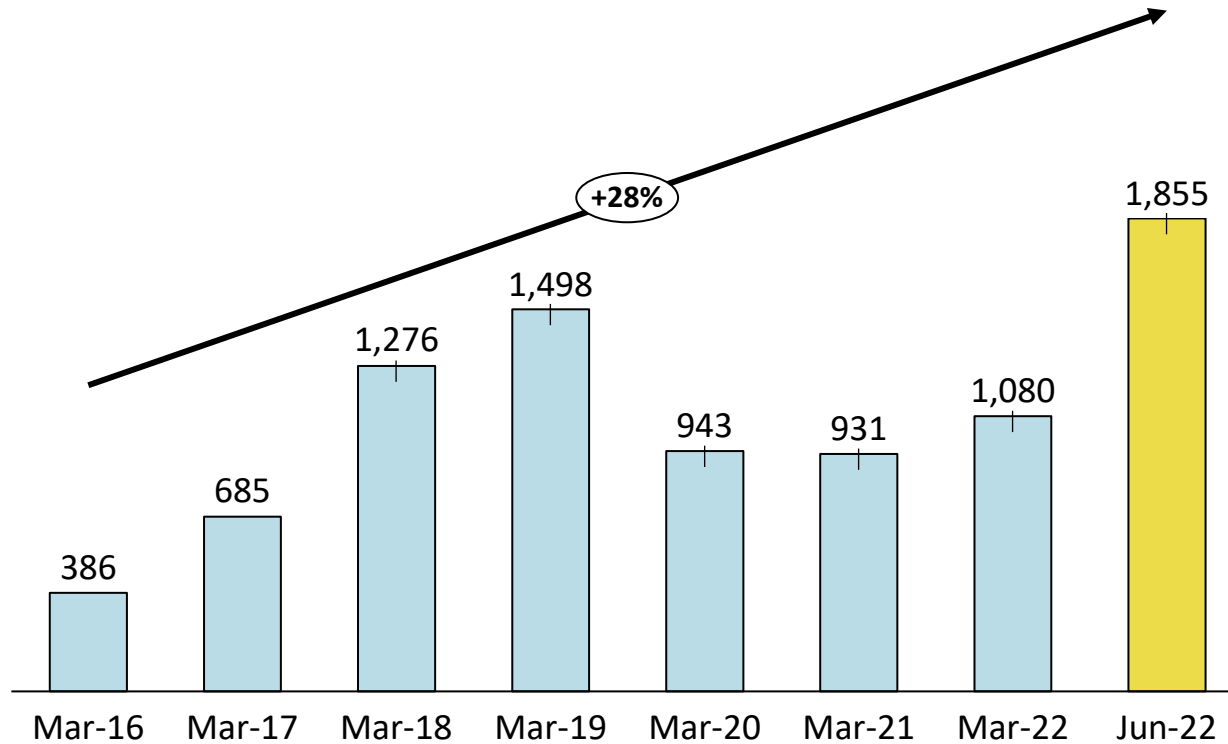
(Non-Executive, Non-Independent Director)

- He is an established and highly respected professional with over 25 years of global experience in the field of Smart Metering Technology and Product Development
- He brings strong domain knowledge of smart metering businesses combined with a deep understanding of how new digital technologies are evolving
- He will play a key role in building new platforms of growth, developing new product capabilities, expanding our international footprint and securing our long-term growth





Order Book (Rs. Crores)



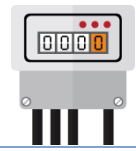
We upgrade our technology and product offering at regular interval backed by continuous R&D



Strong Demand for various types of Meter across State Electricity Boards & Private Players



Genus uniquely positioned to suffice needs of the rising demand of Meters



“With the implementation of the Revamped Distribution Sector Scheme (RDSS), we anticipate that the entire landscape of the Indian metering industry will undergo a radical transformation, resulting in a projected multi-fold increase in annual industry size. This will also result in a transition from conventional to smart meters in the Indian metering industry, allowing for better operating margins.

In the new TOTEX (CAPEX + OPEX) model under the Design Build Finance Own Operate and Transfer (DBFOOT) arrangement, system integrators (also known as Advanced Metering Infrastructure Service Providers, or simply AMISPs) will be responsible for all capital expenditures, relieving SEBs of any financial burden. Starting in FY23, the Indian metering industry will see strong order inflows, healthy topline growth, higher operating margins, and an improved working capital cycle.

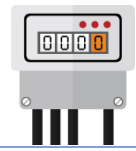
Smart Meters are a value-added product that are three to four times more expensive than conventional meters. In addition, they come with a variety of after-sales services. As a result, we anticipate a substantial increase in revenue from smart meters, which typically have higher operating margins. All of this will alter the economic dynamics of the Indian smart metering industry in the coming years.

SEBs are becoming increasingly convinced of the TOTEX model, whereby they will incur no capital expenditures for smart meters and will instead make monthly payments (which are guaranteed) to AMISPs under the ‘pay-as-you-save model’. We as a company will play dual roles of being AMISP (as per our limited appetite) as well as being smart metering vendors (a.k.a. technology providers) to other AMISPs. The TOTEX model will result in increased cash flow for SEBs, which will significantly reduce the current working capital cycle. The payment for meters supplied to other AMISPs will be on LC basis. In addition, because AMISPs will be responsible for a significant portion of the capex, the quality and timely delivery of smart meters will be crucial factors to consider when placing orders with metering companies, as opposed to simply selecting the lowest bidder.

We are confident of meeting the highest industry standards because we are a fully vertically integrated company with backward integration and forward integration from the conceptual designing of the product to final packaging – wherein we build everything in-house from conceptualization, design, tools room, moulding machines, assembly lines, and test labs. This is our most important USP because it enables us to customise products to meet the specific needs of our clients in a timely and cost-effective manner, making us a one-stop shop for all their metering requirements. We have developed our service capabilities concurrently with our technological capabilities, as we offer end-to-end service solutions such as meter installation, meter maintenance, data analytics, and MDM solutions, etc. This provides us with a significant competitive edge over our rivals.

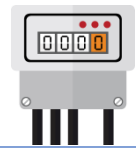
We have been in the electricity metering business for over two decades, and we currently hold the highest market share of roughly 27% in India. On the foundation of our inherent strengths, we hope to recreate our leadership position in smart metering business. As the largest player in the Indian metering sector, we are well positioned to benefit from the multi-fold increase in the industry's size.”

**Mr. Jitendra Kumar Agarwal,
Joint Managing Director**



Particulars (Rs. Crores)	Q1FY23	Q1FY22	YoY	FY22
Total Revenue	187.0	130.4	43.5%	685.1
Cost of Material Consumed	124.0	79.8		435.1
Employee Expenses	29.2	25.9		106.6
Other Expenses	19.6	19.6		83.8
EBITDA	14.3	5.1	182.8%	59.6
EBITDA (%)	7.7%	3.9%		8.7%
Other Income	-1.6	5.7		26.8
Depreciation	4.7	5.1		20.5
EBIT	8.0	5.7	40.5%	66.0
EBIT (%)	4.3%	4.4%		9.6%
Finance Cost	5.7	5.7		25.7
Profit before Tax	2.3	0.1	2800.0%	40.3
Tax	1.7	0.0		14.5
Profit after Tax	0.7	0.1	1154.6%	25.8
PAT (%)	0.4%	0.0%		3.8%
Cash PAT*	3.6	4.5	-20.2%	46.9
Cash PAT (%)	1.9%	3.5%		6.9%
EPS (in Rs.)	0.03	0.00		0.99

*Cash PAT includes PAT + Depreciation + Deferred Tax.

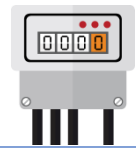


ASSETS (Rs. Crores)	Mar-22	Mar-21
Non-current assets		
Property, plant and equipment	138.6	146.0
Capital work-in-progress	2.0	0.1
Right of Use Assets	15.4	15.0
Intangible assets	1.5	1.6
Investment in Associates	16.6	16.5
Financial assets		
Investments	88.8	78.0
Loans	36.4	26.1
Others	77.8	16.4
Non-financial assets	6.5	8.1
Deferred tax assets (net)	-	3.4
Sub-total - Non-Current Assets	383.6	311.2
Current assets		
Inventories	220.1	177.9
Financial assets		
Investments	146.7	134.8
Investment in trust	60.0	60.0
Trade receivables	557.7	565.4
Cash and cash equivalents	10.5	64.1
Other bank balances	76.2	50.6
Other financial assets	11.1	7.1
Non-financial assets	44.5	24.8
Sub-total - Current Assets	1,126.8	1,084.5
TOTAL - ASSETS	1,510.4	1,395.7

EQUITY AND LIABILITIES(Rs. Crores)	Mar-22	Mar-21
Equity		
Equity share capital	25.8	25.7
Other equity	929.4	908.8
Total equity	955.2	934.5
Non-current liabilities		
Financial liabilities		
Borrowings	0.8	7.5
Lease liabilities	0.1	0.1
Other financial liabilities	7.1	9.1
Provisions	36.1	35
Government grants	3.4	3.9
Net employee defined benefit liabilities	1.6	0.8
Deffered tax liabilities (net)	2.9	-
Sub-total - Non-current liabilities	51.9	56.4
Current liabilities		
Financial liabilities		
Borrowings	269.2	199.3
Trade payables	192.4	166.0
Lease liabilities	0.9	0.4
Other liabilities	2.3	1.0
Government grants	0.7	0.7
Net employee defined benefit liabilities	1.8	2.0
Current tax liabilities (net)	0.8	2.7
Provisions	10.3	12.4
Non-financial liabilities	24.8	20.3
Sub-total - Current liabilities	503.3	404.8
TOTAL - EQUITY AND LIABILITIES	1,510.4	1,395.7

Business Overview





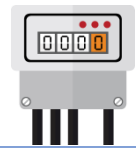
- ☀ Incorporated in 1992, Part of \$400 mn Kailash Group
- ☀ Over 2 decades of experience in electricity metering solutions industry

- ☀ Largest player in India's electricity meter industry
- ☀ ~27% market share in Meter Industry
- ☀ ~70% market share in Smart Meters
- ☀ Share of Metering Projects increasing



- ☀ Empanelled with 40+ different utilities across the country
- ☀ 70 mn+ Meters installed
- ☀ Capability to undertake turnkey power projects up to 400 KV

- ☀ Top-notch In-house R&D recognized by Govt of India
- ☀ 25,000 Sq. Mtrs of Integrated Manufacturing
- ☀ Annual Production capacity of 10 mn+ meters



- Production of Electronic Energy Meters
- Established Single & Three Phase Electronic Energy Meters
- Multi-functional & Multi-tariff Meters launched

1996 - 1999

- AMR / Pre-payment Meter/ DT Meter launched
- Ventured into Power Distribution Management Projects
- Manufacturing facility at Haridwar commissioned

2005 - 2009

- Deployed Smart Metering Solution at Shapur (Junagarh) PGVCL – India's First Smart Village Project
- Implemented India's first End to End Smart Metering Solution at Kala Amb HPSEB's Smart Grid Pilot Project with Alstom

2014 - 2016

- India's First Narrowband - IOT setup for AMI with Vodafone Idea
- Among the Top 10 Global AMI Companies as per IHS Markit's Electricity Meters Report – Edition 2018
- Smart Meter Integrated line getting operational

2018 - 2019

1992 - 1995

- Company founded for manufacturing Thick Film Hybrid Microcircuits & SMT PCB Assemblies
- First Production facility set up in Sitapura, Jaipur

2000 - 2004

- R&D recognized by Government of India
- Lean Manufacturing with help of TBM consultants, USA
- Increased product range of electronic energy meters

2010 - 2013

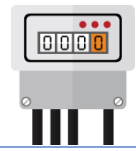
- Launched meter with integrated APFC, Smart Meters, smart street light management system, Group Metering etc

2017 - 2018

- Intelligent Group Metering systems deployed at BSES
- Smart Meters order from EESL for supply of 13.5 lakh meters
- Only Indian company to receive BIS certification for Smart Meters
- Set up and Commenced production at Assam plant

2020 - 2021

- Became the First company in Asia Pacific to supply 1.5 million Smart Meters
- Indigenously developed Vending Software Agrim™ accredited with STS certification



Meter Installed

Till 2003

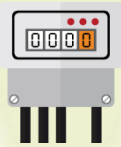


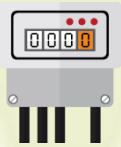


Till 2006

Till 2010

Till 2014

Till 2018

Till 2022*



2,500,000

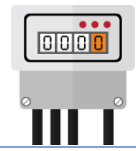
5,000,000

10,000,000


30,000,000

50,000,000


70,000,000




Mr. Ishwar Chand Agarwal
Executive Chairman




Mr. Kailash Chandra Agarwal
Vice-Chairman, Non-Executive,
Non-Independent




Mr. Rajendra Kumar Agarwal
Managing Director and CEO




Mr. Jitendra Kumar Agarwal
Joint Managing Director




Mr. Subhash Chandra Garg
Independent Director




Dr. Keith Mario Torpy
Non-Executive,
Non-Independent Director




Dr. Giriraj Nyati
COO - Metering Solution




Mr. R Viswanathan
Chief Management
Representative



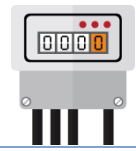
Mr. N L Nama
Chief Financial Officer



Dr. Anukram Mishra
Chief Technical Officer



Mr. Ranvir Singh Rathore
Executive VP – Domestic
Marketing and Sales



Infrastructure

CAD, Dies and Mold designs, Molding, Automated SMT lines, Lean Assembly techniques and the state-of-the-art manufacturing facilities with complete forward and backward integration

R&D

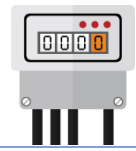
In-house R&D Centre, recognised by Ministry of Science and Technology, the Government of India and accredited by National Accreditation Body for Testing Labs

Certifications

CMMI level 3 Company Accredited with - ISI, KEMA, SGS, STS, ZIGBEE, UL, DLMS etc., which is amongst the highest in Indian Metering Solutions Industry

Workforce

Armed with long-term, highly-experienced and best-in-class technologist, engineers and executives




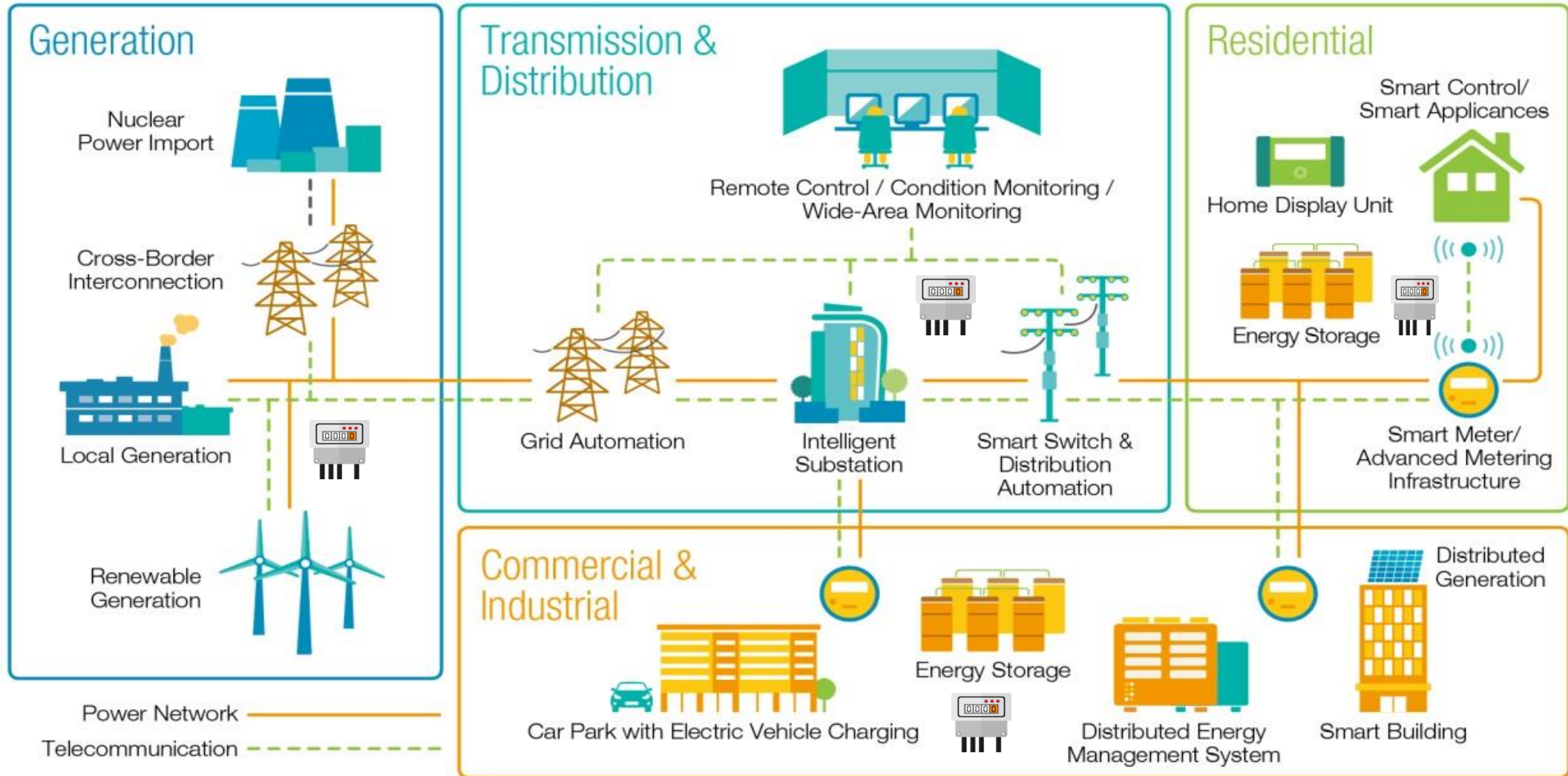
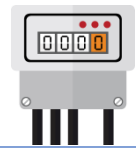
SMART METERING SOLUTIONS

- ☀ Offers a wide spectrum of Smart Metering Solutions, that includes High End Multifunction Single Phase and Three Phase Meters, CT Operated Meters & HES (Head End System), ABT & Grid Meters, Distribution Transformer (DT Meters), Pre-payment Meters, Group Metering, Smart Street Light Management Solution, Net- Metering Solution for rooftop Solar, Data Concentrator, Energy Management solution for Building Management and DC Metering Solution, Gas Meter etc
- ☀ Genus specializes in providing end-to-end metering solutions (AMI) with communication modules and software under its Smart Energy Management Solution

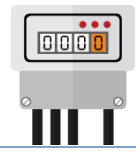
ENGINEERING, CONSTRUCTIONS AND CONTRACTS (ECC)

- ☀ Customized and turnkey (ECC) solutions to the Power Transmission and Distribution (T&D) sector
- ☀ Under the turnkey ECC solutions, Genus offers One Stop Total Solution of Metering, Engineering & Construction from 'Concept to Commissioning' with distinctive specialization in Smart Metering Solution & Advance Metering Infrastructure





Meters from Generation to Consumption



RESIDENTIAL & COMMERCIAL

- ☀ Meters with communication capability
- ☀ Single / Three Phase Smart Meters
- ☀ Net Meters
- ☀ Smart Street Light Management System
- ☀ Group Metering




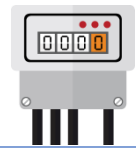
INDUSTRIAL

- ☀ LT / HT CT Meter with Integrated Communication
- ☀ Meters with Automatic Power Factor Controller
- ☀ ABT Meter
- ☀ Smart High end Meters




PREPAYMENT SOLUTION

- ☀ Single Phase Prepayment Meter
- ☀ Three Phase Prepayment Meter
- ☀ Dual prepayment Solution
- ☀ DIN Rail Prepayment Meter
- ☀ Prepaid Vending Software
- ☀ On-Line “Pre-paid” Metering Solution



DISTRIBUTION TRANSFORMER

- ☀ Thread Through Metering Solution for Distribution Transformer
- ☀ Smart DT Meter with Integrated Communication



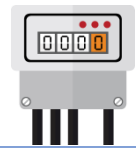
OPEN ACCESS / GRID

- ☀ Grid & Sub-Station Meter (ABT Complaint)



CALIBRATION EQUIPMENT

- ☀ Single Phase Portable Reference Meter
- ☀ Three Phase Portable Reference Meter



ECC Division

- ☀ Provides total engineering and construction solution from “Concept to Commissioning”
- ☀ Offers turnkey solutions of MV, HV & EHV sub-stations & transmission lines and execute turnkey jobs up to 420 KV

Leveraging on Strength

- ☀ More than 20 years of experience in Indian Power distribution sector
- ☀ Engineered Energy meter solutions backed up with in-house R&D and technological prowess

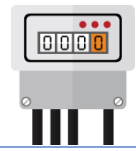
Complements the Metering Business

- ☀ Increased implementation of Smart metering solution
- ☀ Higher sales growth under metering division
- ☀ Margin expansion
- ☀ Gain Market share

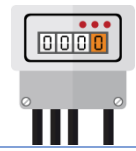
Current Projects under implementation

- ☀ Design, engineering, supply of equipments for substation, transmission line and associated system towards construction of 220 /33 KV Substation at Chhatti Bariatu, 220 KV double circuit, Transmission Line from PTPS to Pakri Barwadih and from Pakri Barwadih to Chhatti Bariatu along with Back-Up Power Solution with installation of DG Sets and associated system in Coal Mining Project of NTPC at Chhatti Bariatu and Kerendari.

Genus Power would benefit from the GOI's plan to reduce T&D losses in coming years



SEB's registered under UDAY schemes are the major revenue contributors



R&D Centre and Corporate Office, Sitapura, Jaipur



Ramchandrapura, Jaipur



Haridwar, Uttaranchal

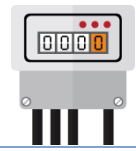


Haridwar, Uttaranchal



Guwahati, Assam

Total Installed capacity of over 10 million meters per annum



NABL Accredited Research & Development Lab
Recognized By The Ministry of Science and Technology, Government of India

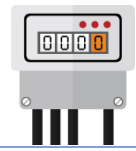
In-House NABL Accredited Electronic Energy Meter Testing Laboratories

A series of reliability tests are conducted periodically both on in-house reliability chambers and from NABL approved outside test labs, to establish a satisfactory life of the product in the hands of the customer.

Quality is the hallmark of Genus products and services

Comprehensive testing is carried out at various stages of product manufacturing starting from incoming raw material/components to in-process stages and to the final finished and packed product





CMMI Level 3
Company



STS certification



Bureau Veritas



QSI Certification



National Accreditation Board for
Testing and Calibration Laboratories



KEMA Certification



R&D Lab recognized by MSD, GOI



Silver Certificate by Frost & Sullivan



IEC Certifications



ZigBee Certification



STQC Certifications



DLMS Certification for Meters



EMC Certifications

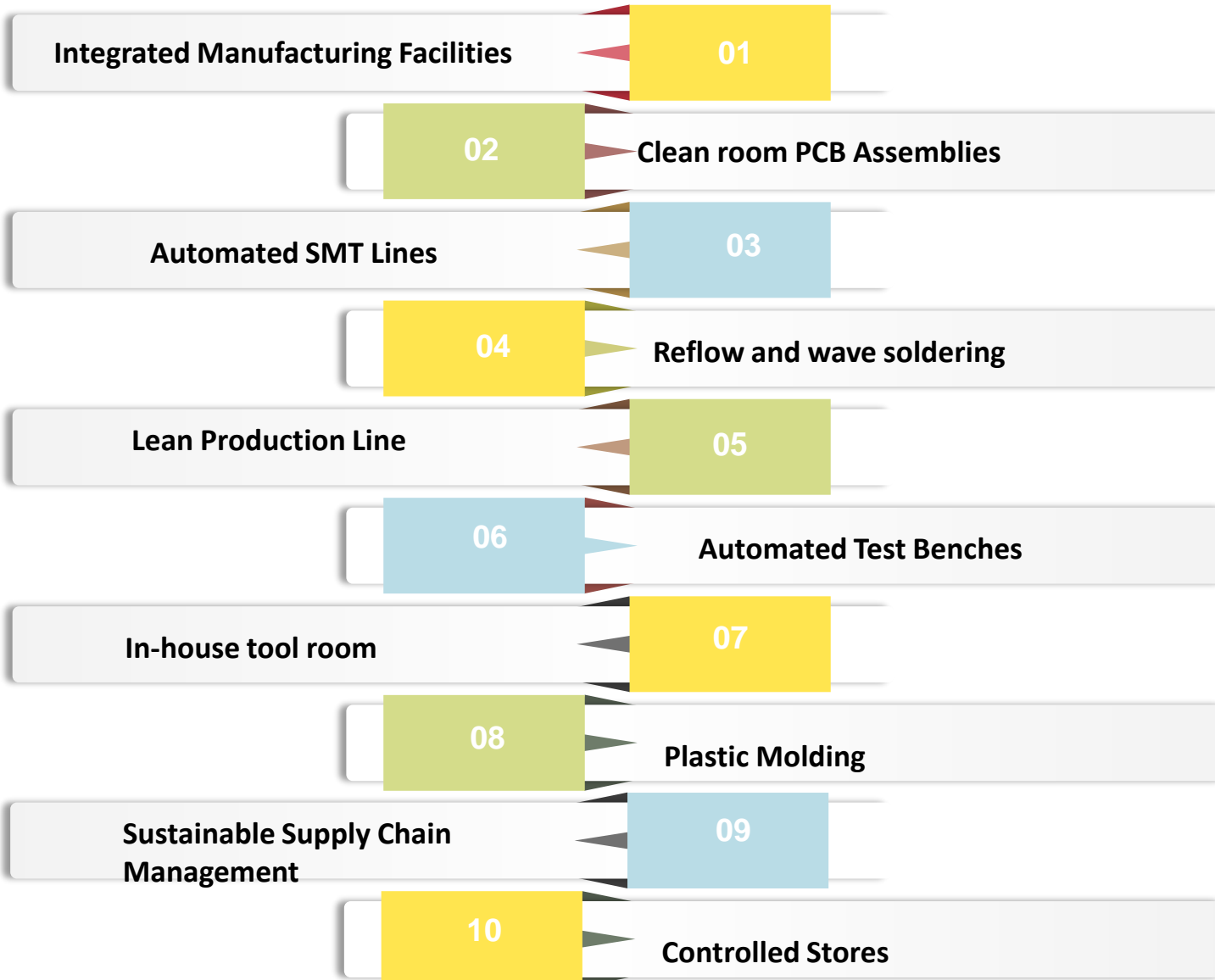
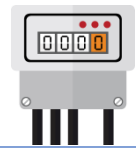


IECQ for quality of components



C-DOT Certifications

Awarded various national and international quality accreditations such as various 'ISO' marks, OHSAS 18001 'BIS', NABL, 'STS', 'EMC', 'ISI', 'S' mark, etc.,



In-house Technology product since inception

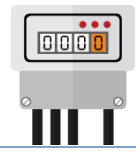
Truly "Made in India"



- ***Quality Assurance***
- ***Innovation & R&D***
- ***In-House NABL Accredited Electronic Energy Meter Testing Laboratories***
(recognized by Ministry of Science & Technology, Govt. of India)
- ***Lean Manufacturing***



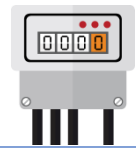
Qualified & Capable to service the ever-growing power sector demand by adhering to stringent protocol



In June 2022, Genus Power won the prestigious “**The Economic Times Energy Leadership Award**” for contributions to the energy sector as an equipment manufacturer

Genus Power also won the “**Asia Business Outlook Top 10 Manufacturing Companies in India 2022**” as a testament to the competence and excellent application of industry standards





2004:

Rated among top 100 Electronic companies in India by EFY

2011:

Outstanding performance award by NDPL towards AT&C loss reduction

2013:

The prestigious EFY Reader's choice top 5 brands

2015:

Accorded Excellence in Quality by Golden Peacock National Quality Awards, 2015



2015:

"Silver Certificate of Merit" by Frost & Sullivan's India Manufacturing Excellence Awards 2015

2018:

The Global Center of Excellence at Jaipur for the successful testing & integration of Genus Smart Electricity Meter Solution in the Living Lab in Jaipur

Quality team won 7 Gold & 3 Silvers in 32nd National Convention Quality Circle Awards organised by "Quality Circle Forum of India" at Gwalior & Haridwar

2019-20:

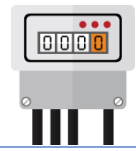
"Best Innovation Award" and "Brand Ambassador 2020 Award" by Alleem Business Congress, UAE
Ranked among "Top 25 Most Trusted Manufacturing Companies in India" by the CEO Magazine

2019-20:

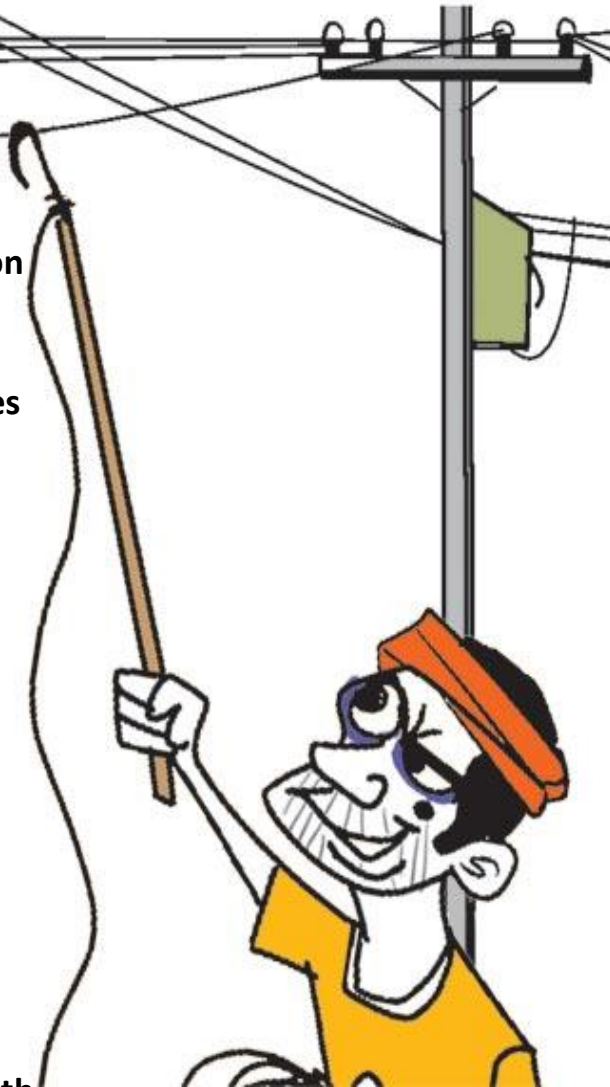
Recognition from CESC for "Active Involvement in Development of Smart Meters"
Our Multiple Team won 17 Awards (11 Gold ; 04 Silver; 02 Bronze) in Lucknow Center Convention, Haridwar Center Convention and Kaizen Competition on Quality Circle Forum of India

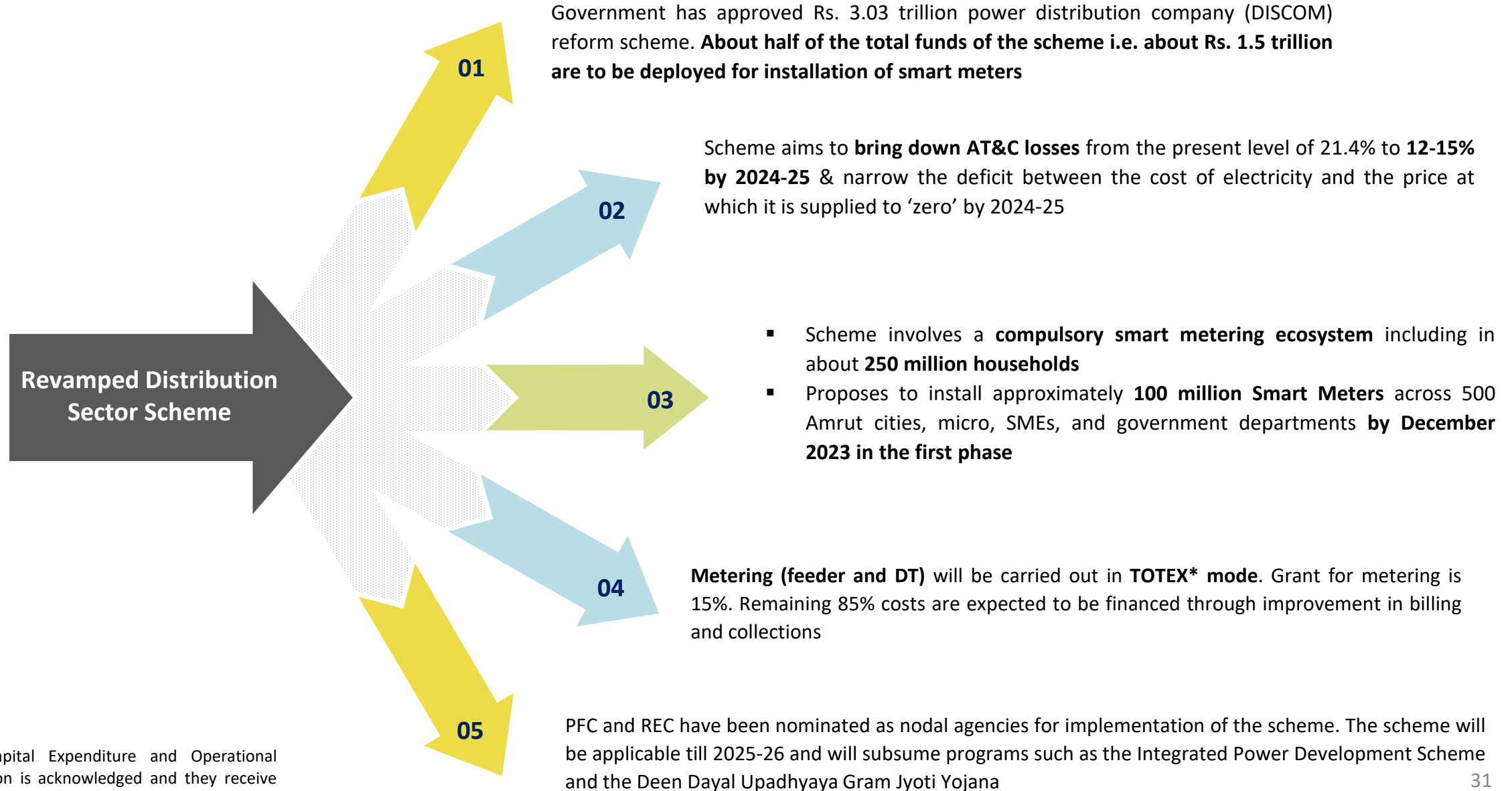
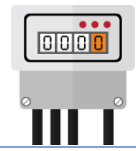
Business Outlook



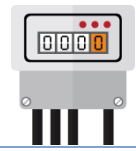


- **AT&C Loss = (Energy input – Energy billed) * 100 / Energy input**
- **At present, India loses around 30% of its power generated due to transmission, distribution, billing generation and collection inefficiencies**
- **Theft is the one of the main causes of the high losses. Theft occurs in several ways, viz: by tapping power lines and tempering / by-passing meter etc**
- **Meters play a vital role in reduction of AT&C Losses**
 - Replacement of defective meters by tamper proof electronic meters / smart meters
 - AMI / Smart metering to the consumer for reduction of commercial losses and billing and collection ease
- **Smart meter has the following capabilities:**
 - Smart Meters and AMI Meters have communication capability
 - It can register real time or near real time consumption of electricity or export both.
 - Read the meter both locally or remotely
 - Remote connection or disconnection of electricity
 - Remote communication facilities through GSM / GPRS / RF etc
- **India can save Rs. 9.5 lakh crore by investing Rs 1.25 lakh crore for replacing 25 crore conventional meters with smart meters**





*In TOTEX mode, Capital Expenditure and Operational Expenditure interrelation is acknowledged and they receive same attention in planning, implementation and regulation



Tripartite Agreements

DISCOMs would need approvals from their state cabinets to become part of the scheme

Tripartite agreements between states, DISCOMs and nodal agencies for the scheme will be signed

DISCOMs have been asked to submit their applications with loss reduction plans to the Union Power Ministry by October 31, 2021

Different from Earlier Schemes

Implementation of the Scheme would be **based on the action plan worked out for each state** rather than a “one-size-fits-all” approach

Reforms Based

Union Power Ministry has suggested an indicative list of reforms to be covered by the DISCOMs under the scheme

Qualification Criteria

To **qualify for the scheme**, DISCOMs will have to:

- publish quarterly unaudited accounts in 60 days of the end of each quarter
- ensure no new regulatory assets have been created
- state governments have paid subsidy in full
- government bodies have paid bills

State-wise Evaluation

Evaluation framework for the scheme will be formulated based on the agreed action plan for **each individual state**

Base Year for Evaluation

The base year for evaluation will be 2019-20 while trajectories will be set for 2021-22 to 2025-26 across various parameters

Fund Disbursement

Funds under the scheme will be released to DISCOMs on meeting pre-qualifying criteria as well as upon achievement of **basic minimum benchmarks** evaluated on the basis of agreed evaluation framework tied to financial improvements

DISCOMs will have to score a minimum 60 marks on the evaluation matrix to be eligible for fund release each year

Funding for Metering

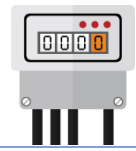
For metering, DISCOMs will be allowed to claim the grant funds in phased manner for every 5% of meters commissioned against total number of meters awarded

Evident from the scale of tenders that have been floated recently, that various states are eager to implement this Scheme thoroughly

Other Key Condition for Funding

Under the five-year program, if a DISCOM is found ineligible for the reforms-based, results-linked scheme for financial assistance in any year, then the gap in funding to complete its projects will have to be met by the DISCOM or its state government


However, the unmet targets for one year will get added to the targets for the next year



1 EESL, along with the National Investment and Infrastructure Fund (NIIF), has formed a JV – IntelliSmart Infrastructure Private (IntelliSmart) – to implement the smart meter roll-out programme of power distribution companies

2 IntelliSmart **operates on OpEx model**, which is a typical build-operate-transfer (BOT) model – where in **they undertake the capex and install the smart meters without charging any money to DISCOMs**

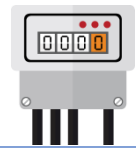
3 Once the meters are commissioned the utilities start saving on the AT&C losses to the tune of **Rs. 225 per meter per month on an average**. IntelliSmart charges anywhere between **Rs. 75- 100 per meter per month**



4 So, these smart meters become an **instrument of pay as you save**. Under this model the DISCOMs are not investing anything. **DISCOMs pay the fees through savings they make**

5 Currently, DISCOMs are pre-dominantly employing the capex model that is not efficient. As they set up few thousand meters on capex mode, it takes away their valuable funds that can be invested into network correction

6 IntelliSmart is proactively canvassing '**Pay-as-you-save model**' in order to **break the inertia of DISCOMs** who are resisting the adoption of OpEx model. The investment is done by **IntelliSmart that is backed by sovereign wealth fund NIIF**



GOVERNMENT OF INDIA
MINISTRY OF POWER

सत्यमेव जयते

As per the, notification by power ministry, dated 8th September 2016 :

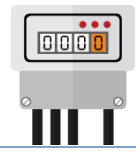
- ☀ Mandatory rollout of Smart Meters, for consumers with monthly consumption of 500 units and more
- ☀ Mandatory rollout of Smart Meters, for consumers with monthly consumption of 200 units and more
- ☀ **Current Power minister Mr R. K. Singh has extended deadline to end of FY22**

METERING OPPORTUNITY

- ☀ India has 250 million legacy meters
- ☀ There are plans to install up to 130 million smart meters by 2021

GOVERNMENT INVESTMENT

- ☀ The government is planning to invest up to \$21 billion till 2025 in smart grid technologies
- ☀ The smart cities initiative is targeting 100+ cities in India, out of which 20 have been declared and work for them will start in the next month or two
- ☀ More than 14 smart grid pilots have been launched in cities across India, to push smart solutions in Power Generation & Distribution Industry



Latching Switch

Smart meters will have a kill switch which will close off the utility supply. The kill switch will be operated via Internet. This will give power to utility providers to start and stop the supply at the click of a button

Increased customer involvement

As all the data collected will be uploaded on the Internet the customers will be able to access it using their smart phones application. This will give them a clear idea about daily, hourly and even per-minute consumption, and how it is billed

Prepaid Schemes

Customers will be able to recharge their meters to the amount of energy usage and consume only that much. As the meters are smart, they will remind the consumer when the balance is running low, or when a larger than normal chunk is being used. This will help consumers save money, and take the load of billing off the local body


Consumption Patterns

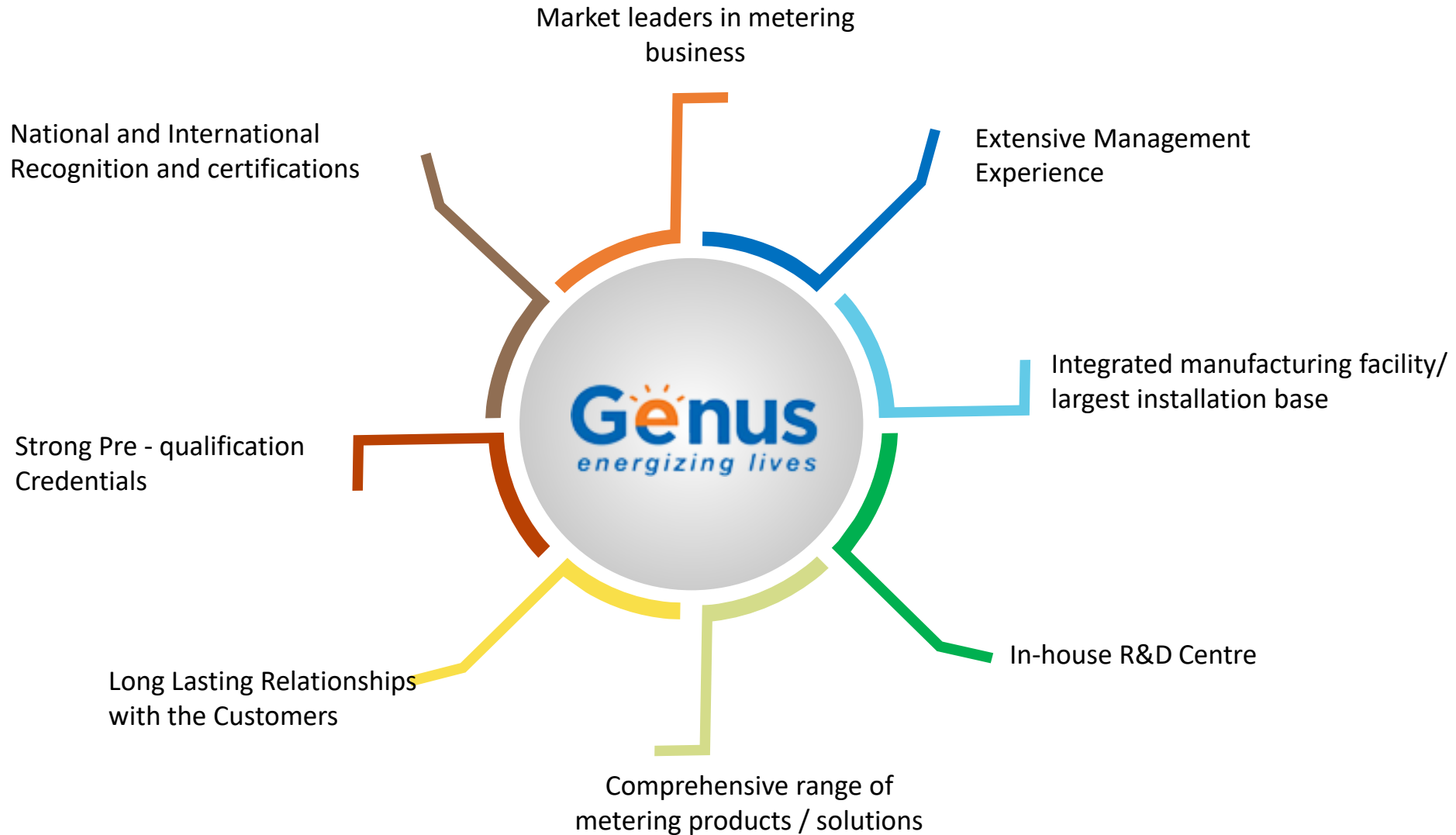
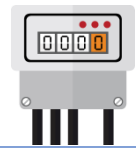
As consumers will be able to access the data on their mobile phones / tablets / PCs, they will be able to cut their expenses using simple strategies. For example not using water heaters or electric irons during peak hour

What are Smart Meters ?

Smart meters are remarkably different from electronic meters. While electronic meters only measure the amount of utility used, a smart meter is used to measure the utility and then transmit the reading without any human intervention

- ✓ Allowing utilities to introduce different prices for different consumption during different season
- ✓ Control devices with two-way communication between the meter and the central system

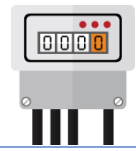




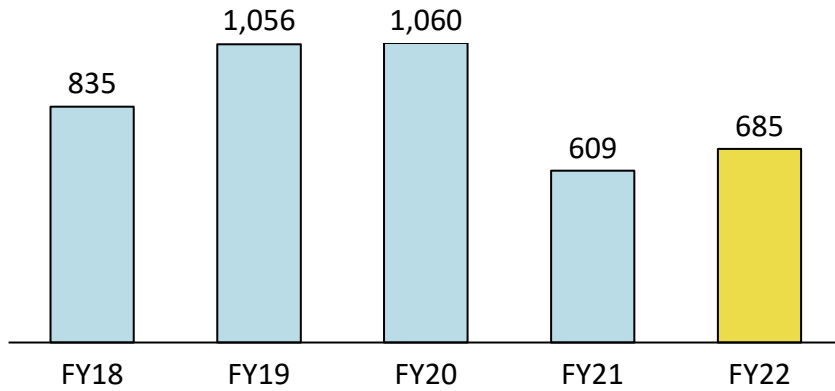
First Indian Company to get BIS Certificate for Smart Energy Meters and Smart Gas Meters

Financial Performance

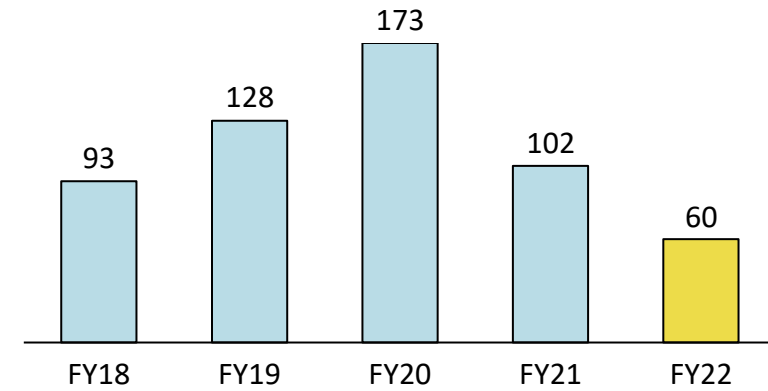




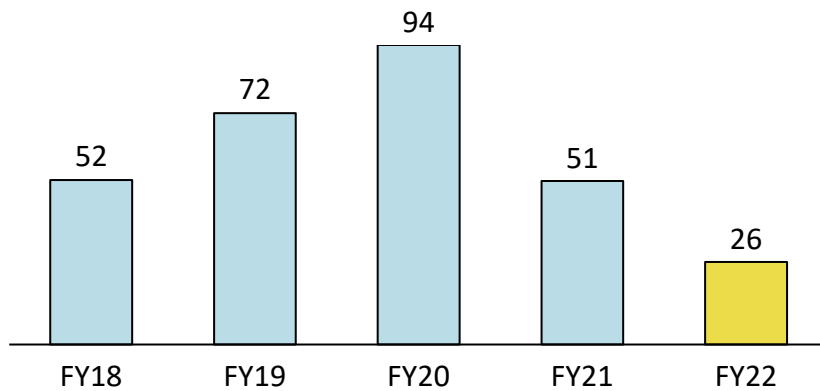
Revenue (Rs. Crore)



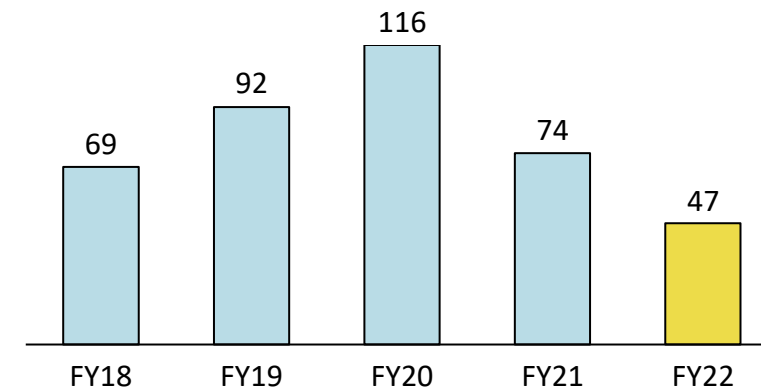
EBITDA (Rs. Crore)

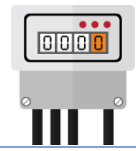


PAT (Rs. Crore)



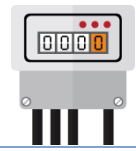
Cash PAT (Rs. Crore)





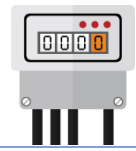
Particulars (Rs. Crores)	FY22	FY21	YoY
Total Revenue	685.1	608.6	12.6%
Cost of Material Consumed	435.1	350.2	
Employee Expenses	106.6	87.8	
Other Expenses	83.8	68.6	
EBITDA	59.6	101.9	-41.5%
EBITDA (%)	8.7%	16.7%	
Other Income	26.8	26.7	
Depreciation	20.5	21.8	
EBIT	66.0	106.9	-38.3%
EBIT (%)	9.6%	17.6%	
Finance Cost	25.7	24.5	
Profit before Tax	40.3	82.4	-51.1%
Tax	14.5	31.3	
Profit after Tax	25.8	51.2	-49.5%
PAT (%)	3.8%	8.4%	
Cash PAT*	46.9	74.1	-36.6%
Cash PAT (%)	6.9%	12.2%	
EPS (in Rs.)	0.99	1.99	

*Cash PAT includes PAT + Depreciation + Deferred Tax.



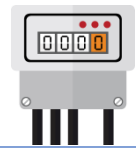
ASSETS (Rs. Crores)	Mar-22	Mar-21
Non-current assets		
Property, plant and equipment	138.6	146.0
Capital work-in-progress	2.0	0.1
Right of Use Assets	15.4	15.0
Intangible assets	1.5	1.6
Investment in Associates	16.6	16.5
Financial assets		
Investments	88.8	78.0
Loans	36.4	26.1
Others	77.8	16.4
Non-financial assets	6.5	8.1
Deferred tax assets (net)	-	3.4
Sub-total - Non-Current Assets	383.6	311.2
Current assets		
Inventories	220.1	177.9
Financial assets		
Investments	146.7	134.8
Investment in trust	60.0	60.0
Trade receivables	557.7	565.4
Cash and cash equivalents	10.5	64.1
Other bank balances	76.2	50.6
Other financial assets	11.1	7.1
Non-financial assets	44.5	24.8
Sub-total - Current Assets	1,126.8	1,084.5
TOTAL - ASSETS	1,510.4	1,395.7

EQUITY AND LIABILITIES(Rs. Crores)	Mar-22	Mar-21
Equity		
Equity share capital	25.8	25.7
Other equity	929.4	908.8
Total equity	955.2	934.5
Non-current liabilities		
Financial liabilities		
Borrowings	0.8	7.5
Lease liabilities	0.1	0.1
Other financial liabilities	7.1	9.1
Provisions	36.1	35
Government grants	3.4	3.9
Net employee defined benefit liabilities	1.6	0.8
Deffered tax liabilities (net)	2.9	-
Sub-total - Non-current liabilities	51.9	56.4
Current liabilities		
Financial liabilities		
Borrowings	269.2	199.3
Trade payables	192.4	166.0
Lease liabilities	0.9	0.4
Other liabilities	2.3	1.0
Government grants	0.7	0.7
Net employee defined benefit liabilities	1.8	2.0
Current tax liabilities (net)	0.8	2.7
Provisions	10.3	12.4
Non-financial liabilities	24.8	20.3
Sub-total - Current liabilities	503.3	404.8
TOTAL - EQUITY AND LIABILITIES	1,510.4	1,395.7



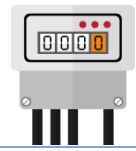
Particulars (Rs. Crores)	FY22	FY21	Y-o-Y
Total Revenue	685.1	608.6	12.6%
Cost of Material Consumed	435.1	350.2	
Employee Expenses	106.6	87.8	
Other Expenses	83.8	68.6	
EBITDA	59.6	101.9	-41.5%
EBITDA (%)	8.7%	16.7%	
Other Income	59.4	45.3	
Depreciation	20.5	21.8	
EBIT	98.6	125.5	-21.4%
EBIT (%)	14.4%	20.6%	
Finance Cost	25.7	24.5	
Profit before Tax	72.9	101.0	-27.8%
Tax	14.5	31.3	
Profit before Associate	58.4	69.7	-16.2%
PAT %	8.5%	11.5%	
Profit / Loss of Associates	-0.9	-1.1	
Profit after Tax	57.5	68.6	-16.2%
PAT (%)	8.4%	11.3%	
Cash PAT*	78.6	91.5	-14.1%
Cash PAT (%)	11.5%	15.0%	
EPS (in Rs.)	2.48	2.98	

*Cash PAT includes PAT + Depreciation + Deferred Tax.



ASSETS (Rs. Crores)	Mar-22	Mar-21
Non-current assets		
Property, plant and equipment	138.6	146.0
Capital work-in-progress	2.0	0.1
Right of Use Assets	15.4	15.0
Intangible assets	1.5	1.6
Investment in Associates	12.1	13.0
Financial assets		
Investments	88.8	78.0
Loans	36.4	26.1
Others	77.8	16.4
Non-financial assets	6.5	8.1
Deferred tax assets (net)	0.0	3.4
Sub-total - Non-Current Assets	379.1	307.7
Current assets		
Inventories	220.1	177.9
Financial assets		
Investments	212.8	168.3
Investment in trust	-	-
Trade receivables	557.7	565.4
Cash and cash equivalents	10.5	64.1
Other bank balances	76.2	50.6
Other financial assets	11.1	7.1
Non-financial assets	44.5	24.8
Sub-total - Current Assets	1,133.0	1,058.0
TOTAL - ASSETS	1,512.1	1,365.7

EQUITY AND LIABILITIES(Rs. Crores)	Mar-22	Mar-21
Equity		
Equity share capital	23.0	22.98
Other equity	933.8	881.57
Total equity	956.8	904.6
Non-current liabilities		
Financial liabilities		
Borrowings	0.8	7.5
Lease liabilities	0.1	0.1
Other financial liabilities	7.1	9.1
Provisions	36.1	35
Government grants	3.4	3.9
Net employee defined benefit liabilities	1.6	0.8
Deffered tax liabilities (net)	2.9	-
Sub-total - Non-current liabilities	51.9	56.4
Current liabilities		
Financial liabilities		
Borrowings	269.2	199.3
Trade payables	192.4	166.0
Lease liabilities	0.9	0.4
Other liabilities	2.3	1.0
Government grants	0.7	0.7
Net employee defined benefit liabilities	1.8	2.0
Current tax liabilities (net)	0.8	2.7
Provisions	10.3	12.4
Non-financial liabilities	24.8	20.3
Sub-total - Current liabilities	503.3	404.8
TOTAL - EQUITY AND LIABILITIES	1,512.1	1,365.7



Genus Power Infrastructures Limited

CIN: L51909UP1992PLC051997

Mr. Ankit Jhanjhari

ankit.jhanjhari@genus.in

www.genuspower.com

SGA Strategic Growth Advisors

Strategic Growth Advisors Pvt. Limited

CIN: U74140MH2010PTC204285

Mr. Shogun Jain / Mr. Parin Narichania

shogun.jain@sgapl.net / parin.n@sgapl.net

www.sgapl.net

