



Diaphragm Gas Meter G1.6 (SKG-16)

Genus Gas Meter G1.6 (SKG16) is positive displacement gas meter. Within the meter there are two chambers formed by moveable diaphragms. With the gas flow directed by internal valves, the chambers alternately fill and expel gas, producing a near continuous flow through the meter. As the diaphragm expand and contract, levers connected to cranks convert the linear motion of diaphragm into rotary motion of a crank shaft which serves as the primary flow element. This shaft drives an odometer counter mechanism for accurate volume measurement.

Features :

- 🔥 Compact & Robust steel casing
- 🔥 AMR Compatible
- 🔥 Cyclic Volume of 1.2 dm³
- 🔥 EN 1359 :2017 & OIML R137
- 🔥 W&M Model approval
- 🔥 IP 54, IP 65 (Optional)

Construction :

- Withstand pressure upto 75kpa with stainless steel sealing band
- The counter window is designed for more convenient reading of gas meter volume
- End connection as per customer choice (NPT,BS,3/4",1")
- Corrosion resistant powder coated (inside & outside) steel casing
- Index casing is UV Stabilized Colour choice - Grey, off-white
- End connection with test nipples (optional)
- Flow direction Left to Right (Right to Left - on request)

Applications :

- Measures accurately volumes of natural gas and LPG for residential customers

Certification

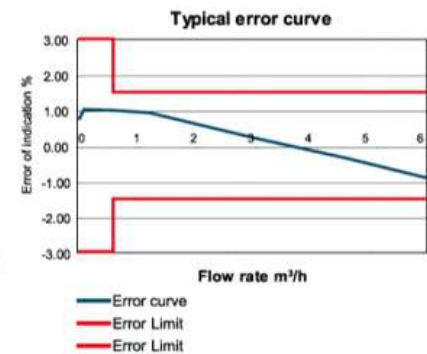
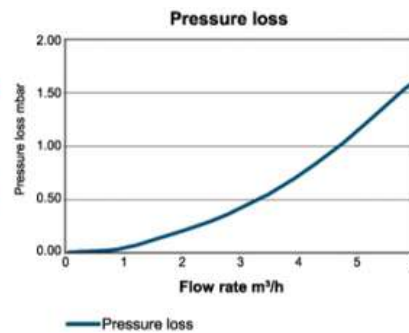
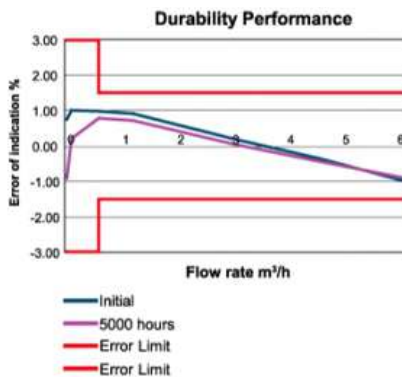
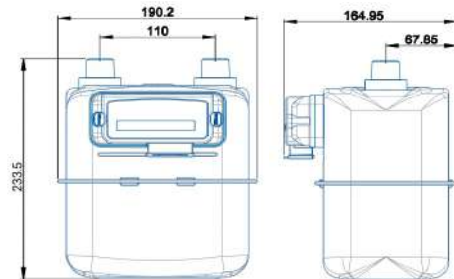


Technical

Technical Parameters		Value	Unit
Nominal Flow Rate (Qn)		1.6	m ³ /h
Maximum Flow Rate (Qmax)		2.5	m ³ /h
Minimum Flow Rate (Qmin)		0.016	m ³ /h
Working Pressure		0.5~50	kPa
Accuracy	Qt to Qmax	±1.5	%
	Qmin to Qt	±3	%
Total pressure loss		<200	Pa
Maximum Reading		99999.999	m ³
Minimum Reading		0.0002	m ³
Cyclic Volume		1.2	dm ³
Weight (Approx.)		2 ±0.2	kg
Working Temperature Range		-20 to +60	°C
Pulse Generator		0.01	m ³ /pulse

Meterological Performance

Errors of Indication	± 3% (Qmin ≤ Q < Qt) ± 1.5% (Qt ≤ Q ≤ Qmax) Provide test reports of each meter for pressure drop, errors at Qmax, 0.2Qmax, and Qmin and 3 readings each (not average)
Pressure absorption	At a flow rate equal to Qmax pressure absorption shall be less than 200 Pa
Starting flow rate	Maximum starting flow rate should not be greater than 3 L/hr
Meterological stability	The errors of indication found at each of the specified test flow rates shall not differ by more than 0.6 %
Overload flow rate	120% of Qmax
Environment & Humidity	Error with in limits for tests in accordance with ISO6270 for 120 hours before and after test
Influence of other Devices	Due to any device (e.g. pulse generator) influence shall be less than 0.3% at a flow rate 0.1 Qmax
Cyclic Volume	Shall be with in ±5% of cyclic volume indicated on the index plate Cyclic volume shall be ≤ 1.2 L



*Due to continuous technology upgradation, specifications are subject to change without prior notice.

Manufacturing Facilities



Genus
energizing lives

Genus Power Infrastructures Ltd.
(A Kailash Group Company)

SPL-3, RIICO Industrial Area, Sitapura,
Tonk Road, Jaipur-302022, (Raj.), INDIA
T. +91-141-7102400/500 | F. +91-141-2770319, 7102503
Email: info@genus.in | W. www.genus.in