

S.R. BATLIBOI & ASSOCIATES LLP
Chartered Accountants
Tablespace, 6th floor,
Western Aqua Building, Whitefields,
HITECH City, Hyderabad – 500081, India

KAPOOR PATNI & ASSOCIATES
Chartered Accountants
F-7, Krishna Mall,
Near Laxmi Mandir Tiraha
Jaipur – 302015, India

Independent Auditor's Review Report on the Quarterly and Year to Date Unaudited Standalone Financial Results of the Company Pursuant to the Regulation 33 of the SEBI (Listing Obligations and Disclosure Requirements) Regulations, 2015, as amended

**Review Report to
The Board of Directors
Genus Power Infrastructures Limited**

1. We have reviewed the accompanying Statement of unaudited standalone financial results of Genus Power Infrastructures Limited (the "Company") for the quarter and half year ended September 30, 2019 (the "Statement") attached herewith, being submitted by the Company pursuant to the requirements of Regulation 33 of the SEBI (Listing Obligations and Disclosure Requirements) Regulations, 2015, as amended (the "Listing Regulations"). Attention is drawn to the fact that the Statement of cash flows for the corresponding half year ended September 30, 2018, as reported in these unaudited standalone financial results have been approved by the Board of Directors of the Company but have not been subjected to review.
2. This Statement, which is the responsibility of the Company's Management and approved by the Company's Board of Directors, has been prepared in accordance with the recognition and measurement principles laid down in Indian Accounting Standard 34, (Ind AS 34) "Interim Financial Reporting" prescribed under Section 133 of the Companies Act, 2013 as amended, read with relevant rules issued thereunder and other accounting principles generally accepted in India. Our responsibility is to express a conclusion on the Statement based on our review.
3. We conducted our review of the Statement in accordance with the Standard on Review Engagements (SRE) 2410, "Review of Interim Financial Information Performed by the Independent Auditor of the Entity" issued by the Institute of Chartered Accountants of India. This standard requires that we plan and perform the review to obtain moderate assurance as to whether the Statement is free of material misstatement. A review of interim financial information consists of making inquiries, primarily of persons responsible for financial and accounting matters, and applying analytical and other review procedures. A review is substantially less in scope than an audit conducted in accordance with Standards on Auditing and consequently does not enable us to obtain assurance that we would become aware of all significant matters that might be identified in an audit. Accordingly, we do not express an audit opinion.

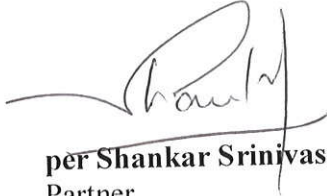


S.R. BATLIBOI & ASSOCIATES LLP
Chartered Accountants
Tablespace, 6th floor,
Western Aqua Building, Whitefields,
HITECH City, Hyderabad – 500081, India

KAPOOR PATNI & ASSOCIATES
Chartered Accountants
F-7, Krishna Mall,
Near Laxmi Mandir Tiraha
Jaipur – 302015, India

4. Based on our review conducted as above, nothing has come to our attention that causes us to believe that the accompanying Statement, prepared in accordance with the recognition and measurement principles laid down in the aforesaid Indian Accounting Standards ('Ind AS') specified under Section 133 of the Companies Act, 2013 as amended, read with relevant rules issued thereunder and other accounting principles generally accepted in India, has not disclosed the information required to be disclosed in terms of the Listing Regulations, including the manner in which it is to be disclosed, or that it contains any material misstatement.

For S.R. BATLIBOI & ASSOCIATES LLP
ICAI Firm registration number: 101049W/E300004
Chartered Accountants



per Shankar Srinivasan
Partner
Membership No.: 213271



UIDIN : 19213271AAAABW4884

Place of signature: Jaipur
Date: October 23, 2019

For KAPOOR PATNI & ASSOCIATES
Firm registration number: 019927C
Chartered Accountants



per Abhinav Kapoor
Partner
Membership No.: 419689



UIDIN: 19419689AAAAAI7844

Place of signature: Jaipur
Date: October 23, 2019

S.R. BATLIBOI & ASSOCIATES LLP**Chartered Accountants**

Tablespace, 6th floor,
Western Aqua Building, Whitefields,
HITECH City, Hyderabad – 500081, India

KAPOOR PATNI & ASSOCIATES**Chartered Accountants**

F-7, Krishna Mall,
Near Laxmi Mandir Tiraha
Jaipur – 302015, India

Independent Auditor's Review Report on the Quarterly and Year to Date Unaudited Consolidated Financial Results of the Company Pursuant to the Regulation 33 of the SEBI (Listing Obligations and Disclosure Requirements) Regulations, 2015, as amended

**Review Report to
The Board of Directors
Genus Power Infrastructures Limited**

1. We have reviewed the accompanying Statement of unaudited consolidated financial results of Genus Power Infrastructures Limited (the "Parent") and its subsidiary (together referred to as the "Group") and its share of net loss of after tax and total comprehensive loss of its associates, for the quarter and half year ended September 30, 2019 (the "Statement") attached herewith, being submitted by the Parent pursuant to the requirements of Regulation 33 of the SEBI (Listing Obligations and Disclosure Requirements) Regulations, 2015, as amended (the "Listing Regulations"). Attention is drawn to the fact that the consolidated figures for the corresponding quarter and half year ended September 30, 2018 and the consolidated Statement of cash flows for the corresponding half year ended September 30, 2018, as reported in these unaudited consolidated financial results have been approved by the Parent's Board of Directors but have not been subjected to review.
2. This Statement, which is the responsibility of the Parent's Management and approved by the Parent's Board of Directors, has been prepared in accordance with the recognition and measurement principles laid down in Indian Accounting Standard 34, (Ind AS 34) "Interim Financial Reporting" prescribed under Section 133 of the Companies Act, 2013 as amended, read with relevant rules issued thereunder and other accounting principles generally accepted in India. Our responsibility is to express a conclusion on the Statement based on our review.
3. We conducted our review of the Statement in accordance with the Standard on Review Engagements (SRE) 2410, "Review of Interim Financial Information Performed by the Independent Auditor of the Entity" issued by the Institute of Chartered Accountants of India. This standard requires that we plan and perform the review to obtain moderate assurance as to whether the Statement is free of material misstatement. A review of interim financial information consists of making inquiries, primarily of persons responsible for financial and accounting matters, and applying analytical and other review procedures. A review is substantially less in scope than an audit conducted in accordance with Standards on Auditing and consequently does not enable us to obtain assurance that we would become aware of all significant matters that might be identified in an audit. Accordingly, we do not express an audit opinion.

We also performed procedures in accordance with the Circular No. CIR/CFD/CMD1/44/2019 dated March 29, 2019 issued by the Securities and Exchange Board of India under Regulation 33(8) of the Listing Regulations, to the extent applicable.

4. The Statement includes the results of the following entities:
 - Genus Power Infrastructures Limited (Parent)
 - Genus Shareholders' Trust (Subsidiary-Sole Beneficiary);
 - M.K.J Manufacturing Private Limited (Associate); and
 - Greentech Mega Food Park Limited (Associate)



S.R. BATLIBOI & ASSOCIATES LLP**Chartered Accountants**

Tablespace, 6th floor,
Western Aqua Building, Whitefields,
HITECH City, Hyderabad – 500081, India

KAPOOR PATNI & ASSOCIATES**Chartered Accountants**

F-7, Krishna Mall,
Near Laxmi Mandir Tiraha
Jaipur – 302015, India

5. Based on our review conducted and procedures performed as stated in paragraph 3 above, nothing has come to our attention that causes us to believe that the accompanying Statement, prepared in accordance with recognition and measurement principles laid down in the aforesaid Indian Accounting Standards ('Ind AS') specified under Section 133 of the Companies Act, 2013, as amended, read with relevant rules issued thereunder and other accounting principles generally accepted in India, has not disclosed the information required to be disclosed in terms of the Listing Regulations, including the manner in which it is to be disclosed, or that it contains any material misstatement.
6. The accompanying Statement includes unaudited interim financial results and other unaudited financial information of one subsidiary, whose interim financial results reflect total assets of Rs. 9,759.96 lakhs as at September 30, 2019, total revenues of Rs. Nil and Rs. Nil, total net profit / (loss) after tax of Rs. 386.73 lakhs and Rs. (1,732.64) lakhs and total comprehensive income / (loss) of Rs. 386.73 lakhs and Rs. (1,732.64) lakhs for the quarter and half year ended September 30, 2019 respectively and net cash inflows of Rs. Nil for the half year ended September 30, 2019, as considered in the Statement, which have been reviewed by their respective independent auditors. The Statement also includes the Group's share of net loss after tax of Rs. 40.51 lakhs and Rs 62.54 lakhs and total comprehensive loss of Rs. 40.51 lakhs and Rs. 62.54 lakhs, for the quarter and half year ended September 30, 2019 respectively, as considered in the Statement, in respect of two associates, whose interim financial results have been reviewed by their respective independent auditors. The independent auditor's reports on interim financial results of these entities have been furnished to us by the Management and our conclusion on the Statement, in so far as it relates to the amounts and disclosures in respect of these subsidiary and associates is based solely on the report of such auditors and procedures performed by us as stated in paragraph 3 above.

For S.R. BATLIBOI & ASSOCIATES LLP

ICAI Firm registration number: 101049W/E300004

Chartered Accountants

per **Shankar Srinivasan**

Partner

Membership No.: 213271

UIDIN: 19213271AAAA83364


Place of signature : Jaipur

Date: October 23, 2019

**For KAPOOR PATNI & ASSOCIATES**

Firm registration number: 019927C

Chartered Accountants

per **Abhinav Kapoor**

Partner

Membership No.: 419689

UIDIN: 19419689AAAAAJ5627

Place of signature: Jaipur

Date: October 23, 2019



GENUS POWER INFRASTRUCTURES LIMITED

Regd. Office : G-14, Sector-63, Noida-201307, Uttar Pradesh
Corporate Office: SPL-3, RIICO Industrial Area, Sitapura, Tonk Road, Jaipur-302022, Rajasthan
Ph.:0141-7102400/500, Fax: 0141-2770319, E-mail: cs@genus.in,
Website: www.genuspower.com, CIN: L51909UP1992PLC051997

Genus
energizing lives

(Rs. In Lakhs)


STATEMENT OF UNAUDITED STANDALONE FINANCIAL RESULTS FOR THE QUARTER AND HALF YEAR ENDED SEPTEMBER 30, 2019

S. No.	Particulars	Quarter ended			Half Year Ended		Year ended
		30-Sep-19	30-Sep-18	30-Jun-19	30-Sep-19	30-Sep-18	31-Mar-19
		Unaudited	Unaudited	Unaudited	Unaudited	Unaudited	Audited
1	Income						
	Revenue from contracts with customers	27,543.81	22,335.71	26,863.78	54,407.59	46,193.05	1,05,546.66
	Other income	385.29	344.19	567.64	952.93	606.70	1,791.92
	Total income	27,929.10	22,679.90	27,431.42	55,360.52	46,799.75	1,07,338.58
2	Expenses						
(a)	Cost of materials consumed (including erection expenses)	18,118.82	15,603.79	16,751.87	34,870.69	32,893.78	73,671.63
(b)	Change in inventory of finished goods and work in progress	(834.52)	(157.11)	760.58	(73.94)	(934.53)	(1,869.32)
(c)	Employee benefit expenses	2,864.69	2,328.27	2,577.48	5,442.17	4,584.80	9,815.32
(d)	Other expenses	3,006.59	2,108.50	2,860.89	5,867.48	4,409.14	11,135.94
(e)	Depreciation and amortisation expenses	547.77	472.05	549.93	1,097.70	926.56	1,939.86
(f)	Finance costs	900.85	739.35	942.01	1,842.86	1,420.29	3,391.29
	Total expenses	24,604.20	21,094.85	24,442.76	49,046.96	43,300.04	98,084.72
3	Profit before tax (1-2)	3,324.90	1,585.05	2,988.66	6,313.56	3,499.71	9,253.86
4	Tax expense						
(a)	Current tax	1,158.51	317.92	1,084.73	2,243.24	702.34	1,974.03
(b)	Deferred tax (charge) /credit	(258.70)	29.67	(111.77)	(370.47)	121.32	(167.12)
(c)	Tax relating to earlier years	-	-	-	-	-	209.51
	Total tax expense	899.81	347.59	972.96	1,872.77	823.66	2,016.42
5	Net profit for the period (3-4)	2,425.09	1,237.46	2,015.70	4,440.79	2,676.05	7,237.44
6	Items of other comprehensive income (net of tax)						
	Items that will not be reclassified to statement of profit and loss	5.95	(10.86)	(7.95)	(2.00)	(22.45)	73.90
	Total other comprehensive income (net of tax)	5.95	(10.86)	(7.95)	(2.00)	(22.45)	73.90
7	Total comprehensive income (5+6)	2,431.04	1,226.60	2,007.75	4,438.79	2,653.60	7,311.34
8	Paid - up equity share capital (face value Re.1/- per share)	2,573.59	2,573.35	2,573.59	2,573.59	2,573.35	2,573.59
9	Other equity						
10	Earnings per share (of Re.1/- each) (not annualised) (amount in Rs.)						
	- Basic earnings per share	0.95	0.48	0.78	1.73	1.04	2.81
	- Diluted earnings per share	0.95	0.48	0.78	1.73	1.04	2.81

- Notes:
- The above unaudited standalone financial results of Genus Power Infrastructures Limited ("the Company") have been reviewed by the Audit Committee and approved by the Board of Directors of the Company at their meeting held on October 23, 2019. Limited review of these results as required under Regulation 33 of SEBI (LODR) Regulation, 2015, as amended, has been completed by the joint statutory auditors of the Company. The joint statutory auditors have issued an unqualified report thereon.
 - The Company's business activity falls within a single line of business segment i.e., Power, in terms of IND AS 108 "Operating Segments".
 - The Board reviewed the total order book position of worth Rs. 1,188.54 crores (net of tax).
 - The Company has adopted IND AS 116 effective April 01, 2019 and applied the standard to its leases. The adoption of leases standard did not have a material impact.
 - Unaudited consolidated and standalone statement of assets and liabilities and statement of cash flows are presented in Annexure - 1 and Annexure - 2 respectively.

For and on behalf of the Board of Directors

Place: Jaipur
Date : October 23, 2019



Rajendra Kumar Agarwal
(Rajendra Kumar Agarwal)
Managing Director & CEO
DIN: 00011127
(Page 1 of 4)

GENUS POWER INFRASTRUCTURES LIMITED

Regd. Office : G-14, Sector-63, Noida-201307, Uttar Pradesh
Corporate Office: SPL-3, RIICO Industrial Area, Sitapura, Tonk Road, Jaipur-302022, Rajasthan
Ph.:0141-7102400/500, Fax: 0141-2770319, E-mail: cs@genus.in,
Website: www.genuspowers.com, CIN: L51909UP1992PLC051997



STATEMENT OF UNAUDITED CONSOLIDATED FINANCIAL RESULTS FOR THE QUARTER AND HALF YEAR ENDED SEPTEMBER 30, 2019

S. No.	Particulars	Quarter ended			Half Year Ended		Year ended
		30-Sep-19	30-Sep-18	30-Jun-19	30-Sep-19	30-Sep-18	31-Mar-19
		Unaudited	Unaudited	Unaudited	Unaudited	Unaudited	Audited
1	Income						
	Revenue from contracts with customers	27,543.81	22,335.71	26,863.78	54,407.59	46,193.05	1,05,546.66
	Other income	299.86	226.65	462.89	762.75	442.76	1,087.98
	Total income	27,843.67	22,562.36	27,326.67	55,170.34	46,635.81	1,06,634.64
2	Expenses						
(a)	Cost of materials consumed (including erection expenses)	18,118.82	15,603.79	16,751.87	34,870.69	32,893.78	73,671.63
(b)	Change in inventory of finished goods and work in progress	(834.52)	(157.11)	760.58	(73.94)	(934.53)	(1,869.32)
(c)	Employee benefit expenses	2,864.69	2,328.27	2,577.48	5,442.17	4,584.80	9,815.32
(d)	Other expenses	2,355.55	3,237.13	3,511.93	5,867.48	5,443.46	12,690.48
(e)	Depreciation and amortisation expenses	547.77	472.05	549.93	1,097.70	926.56	1,939.86
(f)	Finance costs	900.85	739.35	942.01	1,842.86	1,420.29	3,391.29
	Total expenses	23,953.16	22,223.48	25,093.80	49,046.96	44,334.36	99,639.26
3	Profit before tax (1-2)	3,890.51	338.88	2,232.87	6,123.38	2,301.45	6,995.38
4	Tax expense						
(a)	Current tax	1,158.51	317.92	1,084.73	2,243.24	702.34	1,974.03
(b)	Deferred tax (charge) /credit	(258.70)	29.67	(111.77)	(370.47)	121.32	(167.12)
(c)	Tax relating to earlier years	-	-	-	-	-	209.51
	Total tax expense	899.81	347.59	972.96	1,872.77	823.66	2,016.42
5	Net profit/(loss) for the period (3-4)	2,990.70	(8.71)	1,259.91	4,250.61	1,477.79	4,978.96
6	Share of loss from associates	(40.51)	(26.23)	(22.03)	(62.54)	(90.69)	(180.38)
7	Net profit for the period (5+6)	2,950.19	(34.94)	1,237.88	4,188.07	1,387.10	4,798.58
8	Items of other comprehensive income (net of tax)						
	Items that will not be reclassified to statement of profit and loss	5.95	(10.86)	(7.95)	(2.00)	(22.45)	73.90
	Total other comprehensive income (net of tax)	5.95	(10.86)	(7.95)	(2.00)	(22.45)	73.90
9	Total comprehensive income (7+8)	2,956.14	(45.80)	1,229.93	4,186.07	1,364.65	4,872.48
10	Paid - up equity share capital (face value Re.1/- per share)	2,573.59	2,573.35	2,573.59	2,573.59	2,573.35	2,573.59
11	Other equity						76,114.97
12	Earnings per share (of Re.1/- each) (not annualised) (amount in Rs.)						
	- Basic earnings per share	1.28	(0.02)	0.54	1.82	0.60	2.09
	- Diluted earnings per share	1.28	(0.02)	0.54	1.82	0.60	2.09

Notes:

- The above unaudited consolidated financial results of Genus Power Infrastructures Limited ("the Parent") have been reviewed by the Audit Committee and approved by the Board of Directors of the Parent at their meeting held on October 23, 2019. Limited review of these results as required under Regulation 33 of SEBI (LODR) Regulation, 2015, as amended, has been completed by the joint statutory auditors of the Company. The joint statutory auditors have issued an unqualified report thereon.
- The Parent's business activity falls within a single line of business segment i.e., Power, in terms of IND AS 108 "Operating Segments".
- The Parent's Board reviewed the total order book position of Rs. 1,188.54 crores (net of tax).
- The Group has adopted IND AS 116 effective April 01, 2019 and applied the standard to its leases. The adoption of leases standard did not have a material impact.
- Unaudited consolidated and standalone statement of assets and liabilities and statement of cash flows are presented in Annexure - 1 and Annexure - 2 respectively.

For and on behalf of the Board of Directors

Place: Jaipur
Date : October 23, 2019




(Rajendra Kumar Agarwal)
 Managing Director & CEO
 DIN: 00011127
 (Page 2 of 4)

GENUS POWER INFRASTRUCTURES LIMITED
Statement of Assets and Liabilities (Standalone & Consolidated) as at September 30, 2019

Annexure-1
(Rs. In lakhs)

Particulars	STANDALONE		CONSOLIDATED	
	As at September 30, 2019 (Unaudited)	As at March 31, 2019 (Audited)	As at September 30, 2019 (Unaudited)	As at March 31, 2019 (Audited)
ASSETS				
Non-current assets				
Property, Plant and Equipment	15,851.94	17,689.53	15,851.94	17,689.53
Capital work-in-progress	199.90	160.63	199.90	160.63
Right of Use Assets	1,596.67	-	1,596.67	-
Intangible assets	106.34	111.40	106.34	111.40
Investment in Associates	1,590.00	1,590.00	1,367.52	1,430.06
Financial Assets				
Investments	7,002.20	6,842.45	7,002.20	6,842.45
Loans	3,601.21	3,028.32	3,601.21	3,028.32
Others	1,698.37	1,842.75	1,698.37	1,842.75
Non-financial assets	1,217.99	1,339.84	1,217.99	1,339.84
Deferred tax assets (net)	2,919.88	3,724.97	2,919.88	3,724.97
	35,784.50	36,329.89	35,562.02	36,169.95
Current assets				
Inventories	17,236.52	20,674.18	17,236.52	20,674.18
Financial Assets				
Investments	9,571.41	12,405.12	12,899.47	15,923.36
Investment in trust	5,995.08	5,995.08	-	-
Loans	244.07	424.54	244.07	424.54
Trade Receivables	65,849.53	57,307.56	65,849.53	57,307.56
Cash and cash equivalents	1,044.25	1,483.60	1,044.61	1,483.96
Other bank balances	2,241.38	2,422.92	2,241.38	2,422.92
Others	474.80	331.73	474.80	331.73
Non-financial assets	2,623.37	2,886.74	2,623.42	2,886.79
	1,05,280.41	1,03,931.47	1,02,613.80	1,01,455.04
	1,41,064.91	1,40,261.36	1,38,175.82	1,37,624.99
TOTAL ASSETS				
EQUITY AND LIABILITIES				
Equity				
Equity share capital	2,573.59	2,573.59	2,298.15	2,298.15
Other Equity	81,295.73	78,476.03	78,681.95	76,114.97
Total equity	83,869.32	81,049.62	80,980.10	78,413.12
Non-current liabilities				
Financial Liabilities				
Borrowings	2,208.90	2,505.86	2,208.90	2,505.86
Other financial liabilities	1,156.28	908.80	1,156.28	908.80
Lease Liability	43.82	-	43.82	-
Provisions	2,647.64	2,245.64	2,647.64	2,245.64
Government Grants	150.31	167.65	150.31	167.65
Net employee defined benefit liabilities	-	204.52	-	204.52
	6,206.95	6,032.47	6,206.95	6,032.47
Current liabilities				
Financial Liabilities				
Borrowings	22,452.43	24,234.09	22,452.43	24,234.09
Trade payables				
- Total outstanding dues of micro and small enterprises	3,681.07	6,081.88	3,681.07	6,081.88
- Total outstanding dues of creditors other than micro and small enterprises	19,100.62	17,441.80	19,100.75	17,441.93
Other liabilities	1,141.37	1,252.31	1,141.37	1,252.31
Lease Liability	70.98	-	70.98	-
Government Grants	34.69	34.69	34.69	34.69
Net employee defined benefit liabilities	216.63	217.93	216.63	217.93
Current Tax Liabilities (Net)	335.48	-	335.48	-
Provisions	1,178.25	1,176.38	1,178.25	1,176.38
Non-financial liabilities	2,777.12	2,740.19	2,777.12	2,740.19
	50,988.64	53,179.27	50,988.77	53,179.40
	1,41,064.91	1,40,261.36	1,38,175.82	1,37,624.99
TOTAL EQUITY AND LIABILITIES				

For and on behalf of the Board of Directors



Rajendra Kumar Agarwal
(Rajendra Kumar Agarwal)
Managing Director & CEO
DIN: 00011127

Place: Jaipur
Date: October 23, 2019

GENUS POWER INFRASTRUCTURES LIMITED
Statement of Cash Flows (Standalone & Consolidated)

Annexure-2
(Rs. in lakhs)

Particulars	STANDALONE			CONSOLIDATED		
	For the half year ended		For the year ended	For the half year ended		For the year ended
	September 30, 2019 (Unaudited)	September 30, 2018 (Unaudited)	March 31, 2019 (Audited)	September 30, 2019 (Unaudited)	September 30, 2018 (Unaudited)	March 31, 2019 (Audited)
Profit before tax	6,313.56	3,499.71	9,253.86	6,123.38	2,301.45	6,995.38
Cash flows from operating activities						
Adjustments for :						
Depreciation and amortisation expenses	1,097.70	926.56	1,939.86	1,097.70	926.56	1,939.86
Loss on sale of property, plant and equipment (net)	135.11	1.16	57.89	135.11	1.16	57.89
Income from government grants	(17.34)	(17.33)	(34.69)	(17.34)	(17.33)	(34.69)
Bad debts written off and provision for bad and doubtful debts (net)	987.21	559.99	2,424.09	987.21	559.99	2,424.09
Interest expense	1,842.86	1,420.29	3,391.29	1,842.86	1,420.29	3,391.29
Interest income	(530.03)	(331.01)	(828.09)	(530.03)	(331.01)	(828.09)
Share based payment expense	(12.17)	-	19.47	(12.17)	-	19.47
Net loss/ (gain) on foreign exchange fluctuations (unrealised)	31.10	451.22	(420.52)	31.10	451.22	(420.52)
Liabilities no longer required written back	(23.92)	(30.89)	(126.35)	(23.92)	(30.89)	(126.35)
Net loss / (gain) on financial instruments at fair value through profit or loss	(299.74)	(163.94)	(703.94)	(109.56)	1,034.32	1,554.54
Operating profit before working capital changes	9,524.34	6,315.76	14,972.87	9,524.34	6,315.76	14,972.87
Movement in working capital:						
Increase / (decrease) in inventories	3,437.66	(21.10)	(1,110.22)	3,437.66	(21.10)	(1,110.22)
Increase in trade receivable	(9,478.05)	(3,176.51)	(9,338.18)	(9,478.05)	(3,176.51)	(9,338.18)
Decrease/ (increase) in loans and other financial assets	(392.44)	1,698.98	2,542.33	(392.44)	1,698.97	2,542.35
Decrease/ (increase) in non-financial assets	223.82	(275.54)	1,282.42	223.82	(275.54)	1,282.42
Decrease in trade payables	(749.17)	(3,371.31)	(899.34)	(749.17)	(3,371.31)	(899.36)
Increase in financial, non-financial liabilities and provisions	575.19	675.07	71.66	575.19	675.07	71.66
Cash generated from operations	3,141.35	1,845.35	7,521.54	3,141.35	1,845.34	7,521.54
Income tax paid (net)	(681.23)	(510.00)	(2,471.06)	(681.23)	(510.00)	(2,471.06)
Net cash flows from operating activities (A)	2,460.12	1,335.35	5,050.48	2,460.12	1,335.34	5,050.48
Cash flows used in investing activities						
Purchase of property, plant and equipment, including intangible assets, capital work in progress and capital advances	(1,143.78)	(962.53)	(2,990.32)	(1,143.78)	(962.53)	(2,990.32)
Proceeds from sale of property, plant and equipment	49.31	1.12	3.16	49.31	1.12	3.16
Non Current investment made	-	-	(2,909.00)	-	-	(2,909.00)
Sale / (purchase) of mutual funds (net)	3,133.45	(2,412.51)	764.60	3,133.45	(2,412.51)	764.60
Decrease / (increase) in margin money deposits (net)	274.79	205.18	(955.19)	274.79	205.18	(955.19)
Interest received	225.21	234.73	1,216.26	225.21	234.73	1,216.26
Net cash flows from / (used in) investing activities (B)	2,538.98	(2,934.01)	(4,870.49)	2,538.98	(2,934.01)	(4,870.49)
Net cash flows used in financing activities						
Cash proceeds from issue of equity shares	-	2.77	4.33	-	2.77	4.33
Repayment of long - term borrowings	(206.42)	(88.52)	(295.11)	(206.42)	(88.52)	(295.11)
Proceeds of long - term borrowings	-	-	1828.73	-	-	1,828.73
Repayment of short - term borrowings (net)	(3,997.54)	(120.68)	780.78	(3,997.54)	(120.68)	780.78
Dividend and tax on dividend paid	(1,587.25)	(1,118.30)	(1,131.68)	(1,587.25)	(1,118.30)	(1,131.68)
Interest paid	(1,863.12)	(1,421.66)	(3,373.21)	(1,863.12)	(1,421.66)	(3,373.21)
Net cash flows used in financing activities (C)	(7,654.33)	(2,746.39)	(2,186.16)	(7,654.33)	(2,746.39)	(2,186.16)
Net decrease in cash and cash equivalents (A+B+C)	(2,655.23)	(4,345.05)	(2,006.17)	(2,655.23)	(4,345.06)	(2,006.17)
Cash and cash equivalents at the beginning of the year	(16,305.17)	(14,299.00)	(14,299.00)	(16,304.81)	(14,298.64)	(14,298.64)
Cash and cash equivalents at the year end	(18,960.40)	(18,644.05)	(16,305.17)	(18,960.04)	(18,643.70)	(16,304.81)
Components of cash and cash equivalents:						
Cash and cash equivalent	1,044.25	1,438.38	1,483.60	1,044.61	1,438.73	1,483.96
Cash credit from banks	(20,004.65)	(20,082.43)	(17,788.77)	(20,004.65)	(20,082.43)	(17,788.77)
Total cash and cash Equivalents	(18,960.40)	(18,644.05)	(16,305.17)	(18,960.04)	(18,643.70)	(16,304.81)

For and on behalf of the Board of Directors



Rajendra Kumar Agarwal
(Rajendra Kumar Agarwal)
Managing Director & CEO
DIN: 00011127

Place: Jaipur
Date : October 23, 2019

(Page 4 of 4)